



TE-BSDK Update

Symptoms experienced that will require the update, the TE-BSDK will produce an audible sound and flash regardless of which trigger was used. This means that if you have the left trigger activated, and the sensor on the right detects an object, the audible tone will alert, even though you're only expecting feedback if there is something detected by the left sensor.

This is how to update your TE-BSDK to correct this issue.

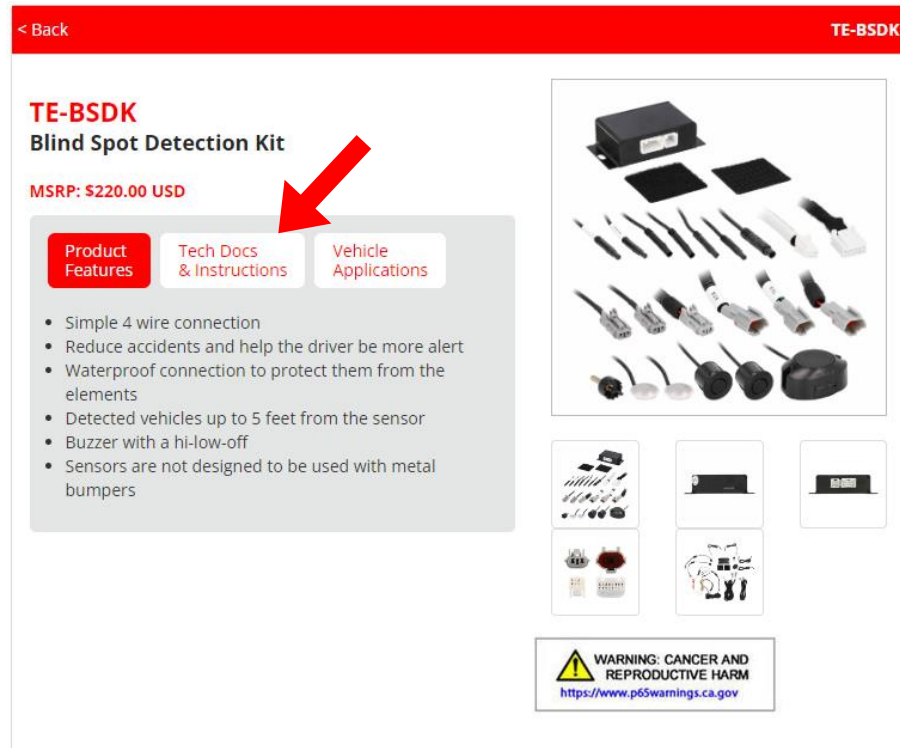
The unit that will require the update.

Update is for this design.



Download the update file from the TE-BSDK item page on the iBeam website.

<https://ibeamusa.com/product/te-bsdk>





< Back TE-BSDK

TE-BSDK Blind Spot Detection Kit

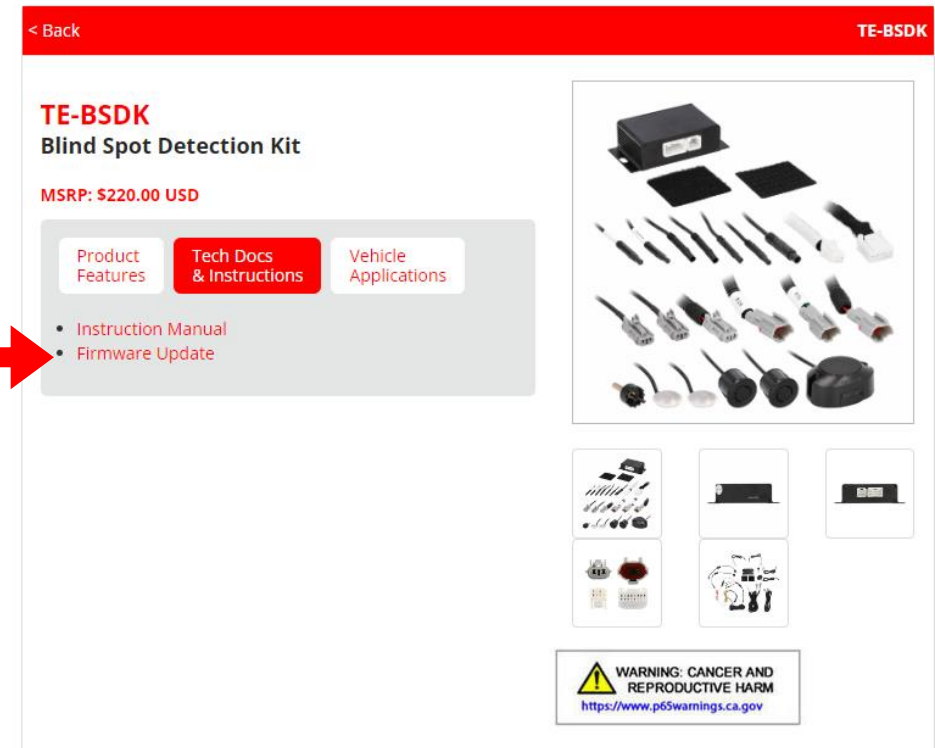
MSRP: \$220.00 USD

Product Features | **Tech Docs & Instructions** | Vehicle Applications

- Simple 4 wire connection
- Reduce accidents and help the driver be more alert
- Waterproof connection to protect them from the elements
- Detected vehicles up to 5 feet from the sensor
- Buzzer with a hi-low-off
- Sensors are not designed to be used with metal bumpers



WARNING: CANCER AND REPRODUCTIVE HARM
<https://www.p65warnings.ca.gov>





< Back TE-BSDK

TE-BSDK Blind Spot Detection Kit

MSRP: \$220.00 USD

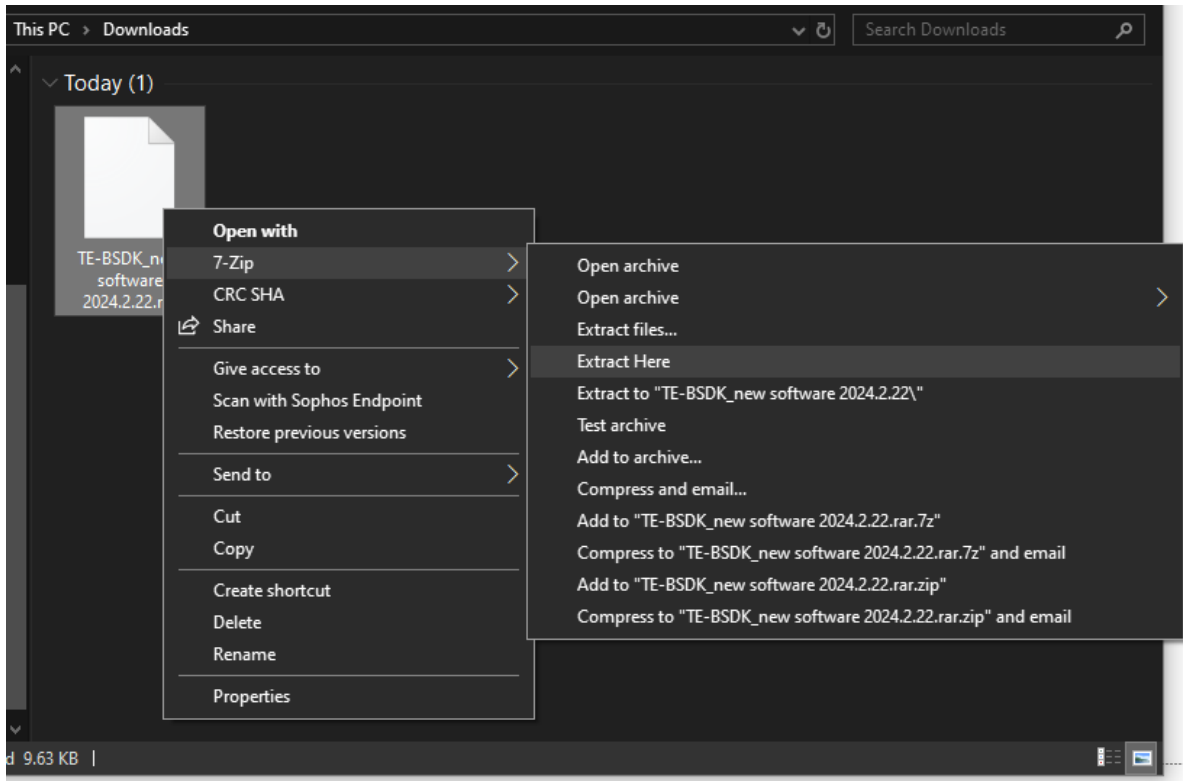
Product Features | **Tech Docs & Instructions** | Vehicle Applications

- Instruction Manual
- Firmware Update

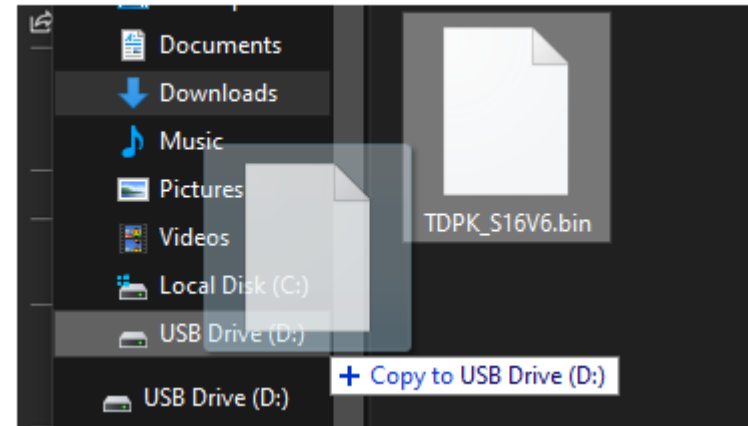


WARNING: CANCER AND REPRODUCTIVE HARM
<https://www.p65warnings.ca.gov>

Download and Unzip the update files.



Prepare a Micro-SD card and copy the .bin file to the SD card.



Insert this SD card into the control box then power the unit on.

- The right indicator light will glow and ring for about 2 seconds and then stop, means upgrade was successfully.

Step 1



Step 2



Step 3

